

Local Government Consolidation and Unfunded Mandates Task Force

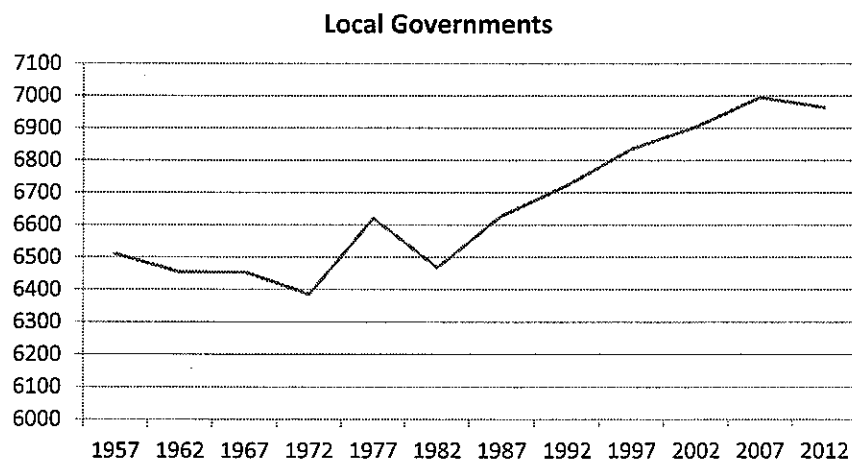
Units of Local Government (U.S. Census)

Number of Local Governments		Top 10 States	
•Special District	3,227	•Illinois	6,963
•Township	1,431	•Texas	5,147
•Municipal	1,298	•Pennsylvania	4,897
•School Districts	905	•California	4,425
•Illinois Total	6,963	•Kansas	3,826
		•Ohio	3,842
		•Missouri	3,768
		•Minnesota	3,672
		•New York	3,453
		•Illinois (special purpose)	3,227
		•Wisconsin	3,128

Units of Local Government (U.S. Census)

- **6,963** total local governments – **most** in the nation
- **1,298** municipalities – **most** in the nation
- **3,227** special district governments – **most** in the nation
- **1,431** township governments – **3rd highest** in the nation
- **905** school and community college districts – **3rd highest** in the nation
- **102** county governments – **6th highest** in the nation
- **61%** of state’s residents have three layers of general purpose local government (municipal, township or county) – **most** in the nation

Local Government Growth (U.S. Census)



Comparison to Top 10 Population States

Loc. Grow per population

State	Population	Units	Per 100K
California	37,253,956	4,425	11.88
Texas	25,145,561	5,147	20.47
New York	19,378,102	3,453	17.82
Florida	18,801,310	1,650	8.78
Illinois	12,830,632	6,963	54.27
Pennsylvania	12,702,379	4,897	38.55
Ohio	11,536,504	3,842	33.30
Michigan	9,883,640	2,875	29.09
Georgia	9,687,653	1,378	14.22
North Carolina	9,535,483	973	10.20
Total/Average	166,755,220	35,603	21.35
Total/Average - Minus Illinois	153,924,588	28,640	18.61

Units of Government (IL Comptroller)

Government Type

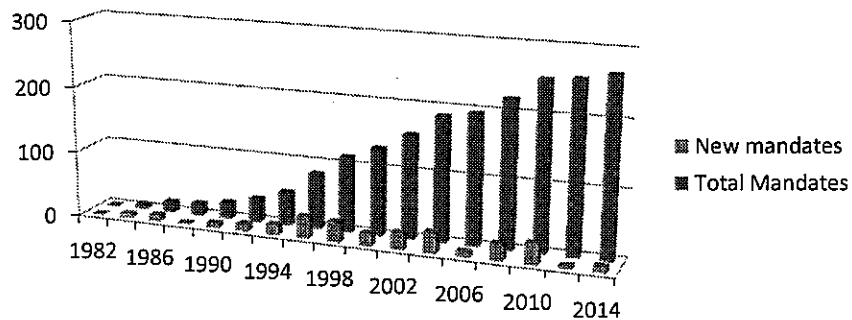
•Township	1,430	•County	102
•Road & Bridge District	1,391	•Soil & Water Conservation	97
•Village	976	•Water Service	64
•School District	853	•Road District	60
•Drainage District	852	•Community College	43
•Fire Protection District	825	•Airport Authority	27
•Public Library District	351	•Cemetery District	27
•Park District	338	•Street Lighting	21
•Multi-Township Assess	312	•Mosquito Abatement	20
•City	309	•Hospital District	19
•Housing Authority	111	•River Conservancy	16
•Sanitary District	108	•Mass Transit	14

Units of Government (IL Comptroller)

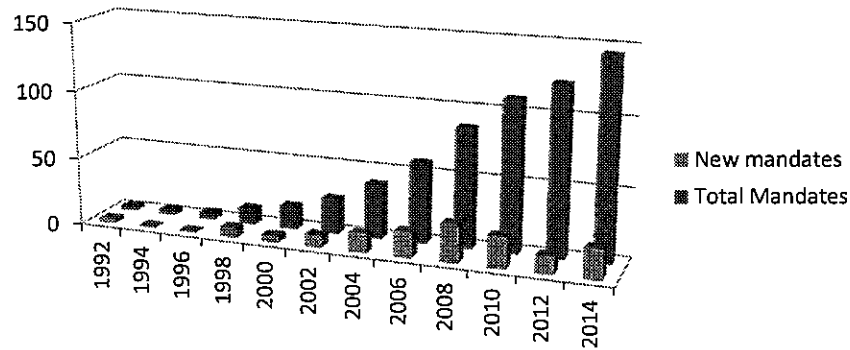
Government Type

•Public Water District	12	•Museum District	3
•Town	12	•Rescue Squad District	3
•Forest Preserve District	11	•Solid Waste Agency	3
•Public Building Commission	9	•Natural Gas Agency	2
•Water Commission	9	•Special Recreation	2
•Water Authority	7	•Electric Agency	1
•Public Health District	6	•Planning Agency	1
•Conservation District	5	•Surface Water District	1
•Water Reclamation District	5	•Transportation Authority	1
•Exposition and Auditorium	4	• Total	8,480
•Joint Action Water Agency	4		
•Home Equity Program	3		

IML: 266 New Unfunded Mandates (Since 1982)



IASB: 145 New Unfunded Mandates (Since 1992)



Key Local Government Consolidation & Unfunded Mandate Research

- Local Government Consolidation Task Force Report
- DuPage County Act Initiative Progress Report
- Lake County memo to the Task Force
- IML Report & Supplemental Report to the Task Force
- IASB Mandates Enacted Since 1992
- DuPage ROE Mandated & Recommended Trainings for School Personnel

